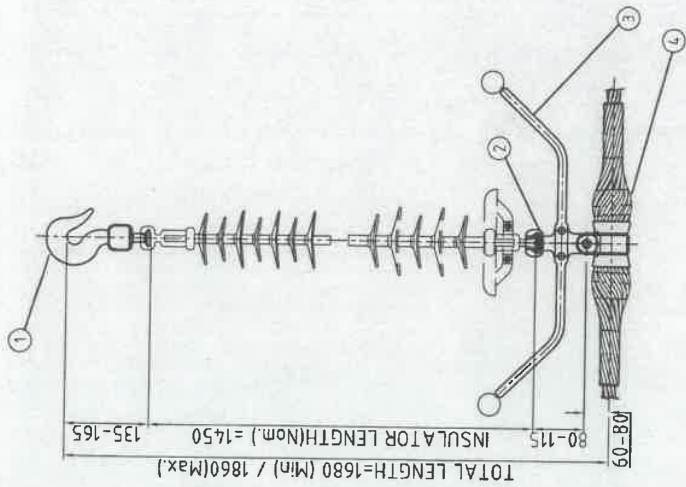


TECHNICAL DETAILS:

- 1) ALL DIMENSIONS ARE IN mm.
- 2) GENERAL TOLERANCES : ±3%.
- 3) ALL FERROUS PARTS HOT DIP GALVANISED & SPRING WASHER ELECTRO GALVANISED AS PER POWERGRID SPECIFICATION.
- 4) ALL DIMENSIONS ARE AFTER GALVANISATION EXCEPT DRILLED HOLES.
- 5) HARDWARE TOLERANCES ON LENGTH ±2%.



**POWER GRID CORPORATION
 OF INDIA LIMITED**
 (A GOVERNMENT OF INDIA ENTERPRISE)



**TITLE:- 132 KV SINGLE I SUSPENSION STRING SUITABLE
 FOR SINGLE ACSR PANTHER CONDUCTOR.**
 UTS-70 KN

CLEARED BY

[Signature]
 S.K. GM
 (ENGG-TL)

[Signature]
 CGM
 (ENGG-TL)

[Signature]
 ED
 (ENGG)

14.11.19
 DATE

2/3/2
 MGR.
 (ENGG-TL)

[Signature]
 CH. MGR
 (ENGG-TL)

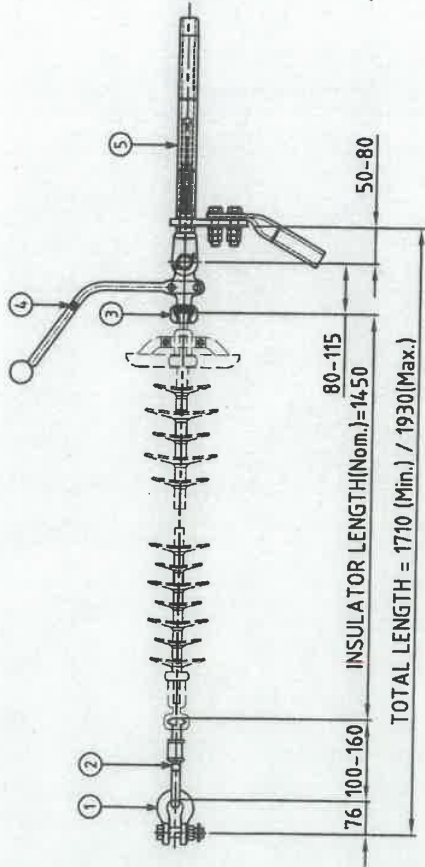
[Signature]
 GM
 (ENGG-TL)

DRG. NO.:- CC:ENGG:TL/HW/132 KV/SP/SIS

Sr. No	DESCRIPTION	PART NO.	UTS	QTY.	REF DRG:CC:ENGG:TL/HW
4	SUSPENSION CLAMP (AGS)	AGS-PANTHER	70 KN	1	AGS-001
3	ARCINGBORN BALL	AH-BL-01A	----	1	AHB-001
2	SOCKET EYE	SE-90-01	90 KN	1	SE-001
1	BALL HOOK	BH-70-01	70 KN	1	BH-001

TECHNICAL TAILS:

- 1) ALL DIMENSIONS ARE IN mm.
- 2) GENERAL TOLERANCES : $\pm 3\%$.
- 3) ALL FERROUS PARTS HOT DIP GALVANISED & SPRING WASHER ELECTRO GALVANISED AS PER POWERGRID SPECIFICATION.
- 4) ALL DIMENSIONS ARE AFTER GALVANISATION EXCEPT DRILLED HOLES.
- 5) HARDWARE TOLERANCES ON LENGTH $\pm 2\%$.



Sr. No.	DESCRIPTION	PART NO.	UTS	Q.TY	REF DRG:CC:ENGG:TL/HW
5	COMP. DEAD END CLAMP	COE-PANTHER	----	1	COE-001
4	ARCING HORN (Ball)	AH-BL-03A	----	1	AHB-001
3	SOCKET EYE	SE-90-01	90 KN	1	SE-001
2	BALL LINK (HORN HOLDER)	BL-90-01	90 KN	1	BL-001
1	ANCHOR SHACKLE	AS-90-01	90 KN	1	AS-001

**POWER GRID CORPORATION
OF INDIA LIMITED**
(A GOVERNMENT OF INDIA ENTERPRISE)



**TITLE:- 132 KV SINGLE TENSION STRING SUITABLE
FOR SINGLE ACSR PANTHER CONDUCTOR.**
UTS-90 KN

CLEARED BY

[Signature]
SR. GM
(ENGG-TL)

[Signature]
CGM
(ENGG-TL)

[Signature]
ED
(ENGG)

14.11.19
DATE

[Signature]
MGR.
(ENGG-TL)

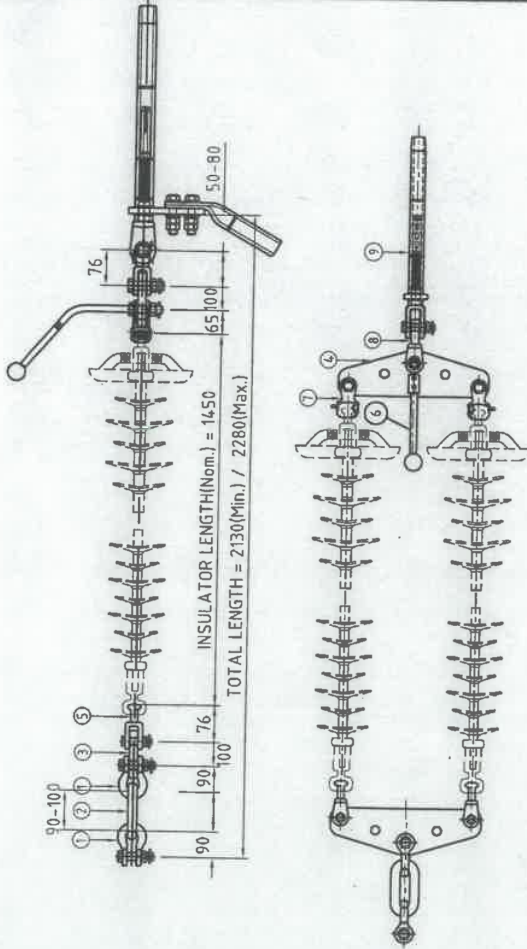
[Signature]
CH. MGR.
(ENGG-TL)

[Signature]
GM
(ENGG-TL)

DRG. NO.:- CC:ENGG:TL/HW/132 KV/SP/ST

TECHNICAL D. AILS:

- 1) ALL DIMENSIONS ARE IN mm.
- 2) GENERAL TOLERANCES : $\pm 3\%$
- 3) ALL FERROUS PARTS HOT DIP GALVANISED & SPRING WASHER ELECTRO GALVANISED AS PER POWERGRID SPECIFICATION.
- 4) ALL DIMENSIONS ARE AFTER GALVANISATION EXCEPT DRILLED HOLES.
- 5) HARDWARE TOLERANCES ON LENGTH $\pm 2\%$.



**POWER GRID CORPORATION
OF INDIA LIMITED**
(A GOVERNMENT OF INDIA ENTERPRISE)



**TITLE:- 132 KV DOUBLE TENSION STRING SUITABLE
FOR SINGLE ACSR PANTHER CONDUCTOR.**

UTS-180 KN

CLEARED BY

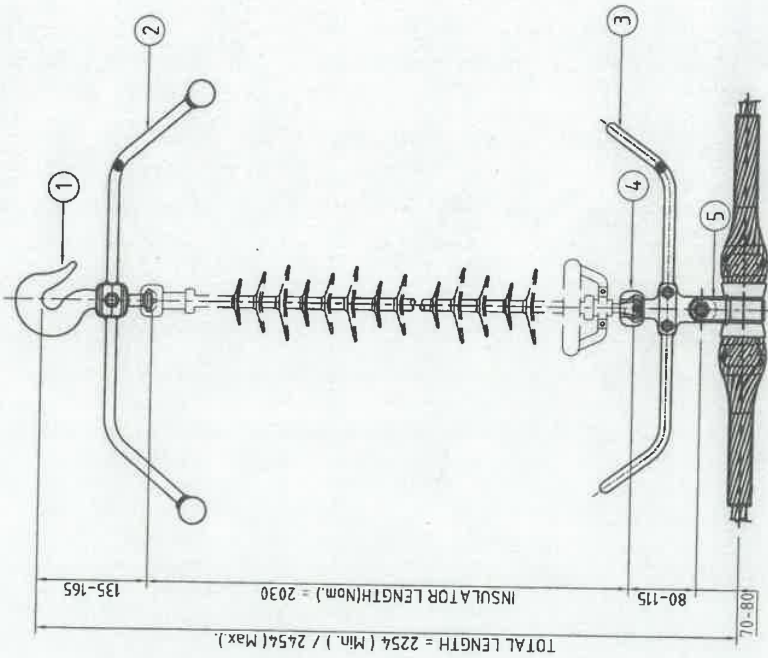
SR. GM (ENGG-TL)	CGM (ENGG-TL)	ED (ENGG)
14.11.19	21.12.19	
DATE	MGR. (ENGG-TL)	GM (ENGG-TL)

DRG. NO.:- CC:ENGG:TL/HW/132 KV/SP/DT

Sr. No	DESCRIPTION	PART NO.	UTS	QTY	REF
9	COMP. DEAD END CLAMP	CDE-PANTHER	-----	1	CDE-001
8	CLEVIS EYE	CE-90-01	90 KN	1	CE-001
7	SOCKET CLEVIS	SC-90-01	90 KN	2	SC-001
6	ARCING HORN (B&U)	AH-BL-02A	-----	1	AHB-001
5	BALL CLEVIS	BC-90-01	90 KN	2	BC-001
4	YOKE PLATE	YP-TR-180-02	180 KN	1	YP-TR-001
3	YOKE PLATE	YP-TR-180-01	180 KN	1	YP-TR-001
2	CHAIN LINK	CL-240-01	240 KN	1	CL-001
1	ANCHOR SHACKLE	AS-180-01	180 KN	2	AS-001
					DRG:CC:ENGG:TL/HW

TECHNICAL DETAILS:

- 1) ALL DIMENSIONS ARE IN mm.
- 2) GENERAL TOLERANCES : ±3%.
- 3) ALL FERROUS PARTS HOT DIP GALVANISED & SPRING WASHER ELECTRO GALVANISED AS PER POWERGRID SPECIFICATION.
- 4) ALL DIMENSIONS ARE AFTER GALVANISATION EXCEPT DRILLED HOLES.
- 5) HARDWARE TOLERANCES ON LENGTH ±2%.



**POWER GRID CORPORATION
OF INDIA LIMITED**
(A GOVERNMENT OF INDIA ENTERPRISE)



**TITLE:- 220 KV SINGLE I SUSPENSION STRING SUITABLE
FOR SINGLE ACSR ZEBRA CONDUCTOR.**

UTS-70 KN

CLEARED BY

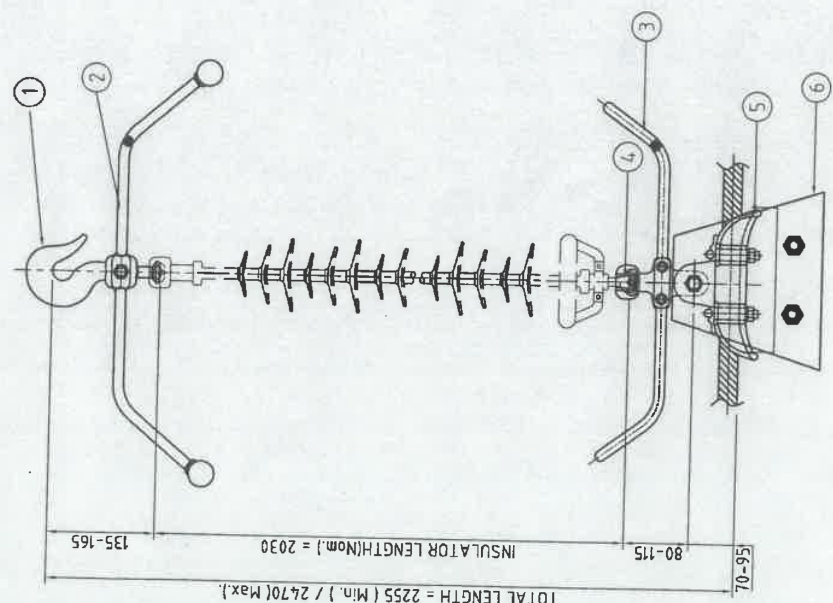
SR. GM (ENGG-TL)	CGM (ENGG-TL)	ED (ENGG)
17.11.19	2/5/2	
DATE	MGR. (ENGG-TL)	GM (ENGG-TL)

DRG. NO. :- CC:ENGG:TL/HW/220 KV/SZ/SIS

Sl. No	DESCRIPTION	PART NO.	UTS	QTY.	REF DRG:CC:ENGG:TL/HW
5	Suspension clamp (AGS)	AGS-ZEBRA	70 KN	1	AGS-001
4	Socket Eye	SE-90-01	90 KN	1	SE-001
3	Arching Horn (RackeH)	AH-RC-01	-----	1	AHR-001
2	Arching Horn (Ball)	AH-BL-04	-----	1	AHB-001
1	BALL HOOK	BH-70-02	70 KN	1	BH-001

TECHNICAL TAILS:

- 1) ALL DIMENSIONS ARE IN mm.
- 2) GENERAL TOLERANCES : $\pm 3\%$.
- 3) ALL FERROUS PARTS HOT DIP GALVANISED & SPRING WASHER ELECTRO GALVANISED AS PER POWERGRID SPECIFICATION.
- 4) ALL DIMENSIONS ARE AFTER GALVANISATION EXCEPT DRILLED HOLES.
- 5) HARDWARE TOLERANCES ON LENGTH $\pm 2\%$.



POWER GRID CORPORATION OF INDIA LIMITED
(A GOVERNMENT OF INDIA ENTERPRISE)



TITLE:- 220 KV SINGLE I SUSPENSION PILOT STRING
SUITABLE FOR SINGLE ACSR ZEBRA CONDUCTOR.
UTS-70 KN

CLEARED BY

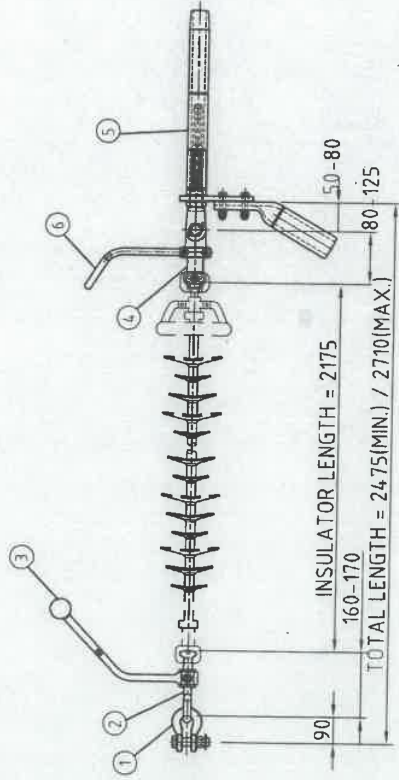
<i>[Signature]</i> SR ^{GM} (ENGG-TL)	<i>[Signature]</i> CGM (ENGG-TL)	<i>[Signature]</i> ED (ENGG)
14.11.19 DATE	2162 MGR. (ENGG-TL)	<i>[Signature]</i> CH. MGR. (ENGG-TL)

DRG. NO. :- CC:ENGG:TL/HW/220 KV/SZ/SISP

Sr. No	DESCRIPTION	PART NO.	UTS	QTY	REF DRG:CC:ENGG:TL/HW
6	Counter Weight Assembly	CW-02	-----	1	CW-001
5	Suspension clamp	ENV-ZEBRA	70 KN	1	ENV-001
4	Socket Eye	SE-90-01	90 KN	1	SE-001
3	Arcing Horn (Racket)	AH-RC-01	-----	1	AHR-001
2	Arcing Horn (Ball)	AH-BL-04	-----	1	AHB-001
1	BALL HOOK	BH-70-02	70 KN	1	BH-001

TECHNICAL DETAILS:

- 1) ALL DIMENSIONS ARE IN mm.
- 2) GENERAL TOLERANCES : ±3%
- 3) ALL FERROUS PARTS HOT DIP GALVANISED & SPRING WASHER ELECTRO GALVANISED AS PER POWERGRID SPECIFICATION.
- 4) ALL DIMENSIONS ARE AFTER GALVANISATION EXCEPT DRILLED HOLES.
- 5) HARDWARE TOLERANCES ON LENGTH ±2%.




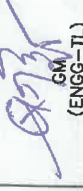


**POWER GRID CORPORATION
OF INDIA LIMITED**
(A GOVERNMENT OF INDIA ENTERPRISE)



**TITLE:- 220 KV SINGLE TENSION STRING SUITABLE
FOR SINGLE ACSR ZEBRA CONDUCTOR.**
UTS-120 KN

CLEARED BY

 SR GM (ENGG-TL)
 CGM (ENGG-TL)
 MGR (ENGG-TL)
 GM (ENGG-TL)

19.11.19
DATE

DRG. NO.:- CC:ENGG:TL/HW/220 KV/SZ/ST

Sr. No	DESCRIPTION	PART NO.	UTS	QTY.	REF DRG:CC:ENGG:TL/HW
6	ARCING HORN (Bracket)	AH-RC-03	-----	1	AHR-001
5	COMP. DEAD END CLAMP	CDE-ZEBRA	-----	1	CDE-002
4	SOCKET EYE	SE-120-01	120 KN	1	SE-001
3	ARCING HORN (Ball)	AH-BL-03A	-----	1	AHB-001
2	BALL LINK (HORN HOLDER)	BL-120-01	120 KN	1	BL-001
1	ANCHOR SHACKLE	AS-120-01	120 KN	1	AS-001
			UTS		

